

Polls Tool

At the end of this tutorial, you will be able to answer the following questions:

What is the Polls tool?	1
How do I take a poll?.....	3
How do I view poll results?	5

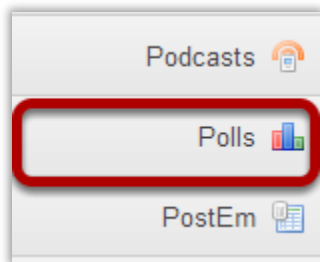
Note:

- The terms **Instructor**, **Maintainer**, and **Owner** refer to the same role in Coursar. They are used interchangeably in this document.
- The terms **Student**, **Participant**, and **Member** refer to the same role in Coursar. They are used interchangeably in this document.
- **Course & Project** sites both refer to a **worksite** or a **site** in Coursar's terminology. They are used interchangeably in this document. Anything that is used in a Course site can be used in a Project site, and vice versa.

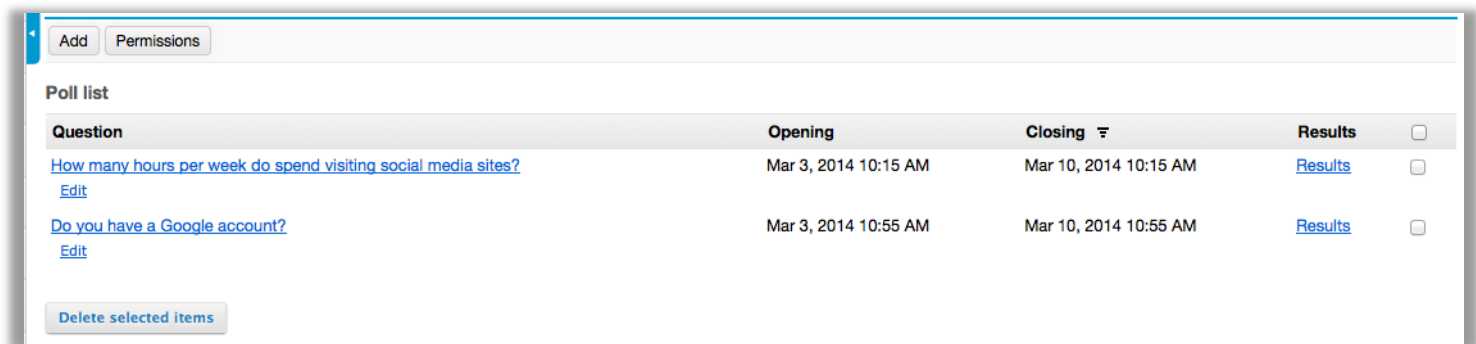
What is the Polls tool?

The Polls tool allows instructors to post single question multiple choice survey questions on their site. Polls can be structured to elicit single or multiple responses to a question. Results of a poll can be made available to students immediately, after voting, after the closing date, or never. Instructors can post any number of polls. If desired, instructor may also change the tool permissions to allow students to post poll questions. Participants may only vote once per poll. Responses to poll questions are anonymous.

To access this tool, select Polls from the Tool Menu in your site.



Example of a site Polls list.



A screenshot of a web interface showing a 'Poll list' table. At the top left, there are 'Add' and 'Permissions' buttons. The table has four columns: 'Question', 'Opening', 'Closing', and 'Results'. Each row represents a poll with a question, opening and closing dates, and a 'Results' link. There are also 'Edit' links under each question. At the bottom left, there is a 'Delete selected items' button.

Question	Opening	Closing	Results
How many hours per week do spend visiting social media sites? Edit	Mar 3, 2014 10:15 AM	Mar 10, 2014 10:15 AM	Results
Do you have a Google account? Edit	Mar 3, 2014 10:55 AM	Mar 10, 2014 10:55 AM	Results

Example Polls.

Vote

How many hours per week do spend visiting social media sites?

I am considering using social media for this course and want to get a sense of how often you visit social media web sites.

I do not visit social media sites
 Less than 1 hour per week
 From 1 to 5 hours per week
 From 6 to 10 hours per week
 Over 10 hours per week

Vote

Do you have a Google account?

I am considering using shared Google Documents for this class and would like to know how many of you have existing Google accounts.

Yes
 No

Example of Poll results.

Results

How many hours per week do spend visiting social media sites?

Option	Votes	%
I do not visit social media sites	0	0%
Less than 1 hour per week	0	0%
From 1 to 5 hours per week	2	67%
From 6 to 10 hours per week	0	0%
Over 10 hours per week	1	33%
Total	3	100%

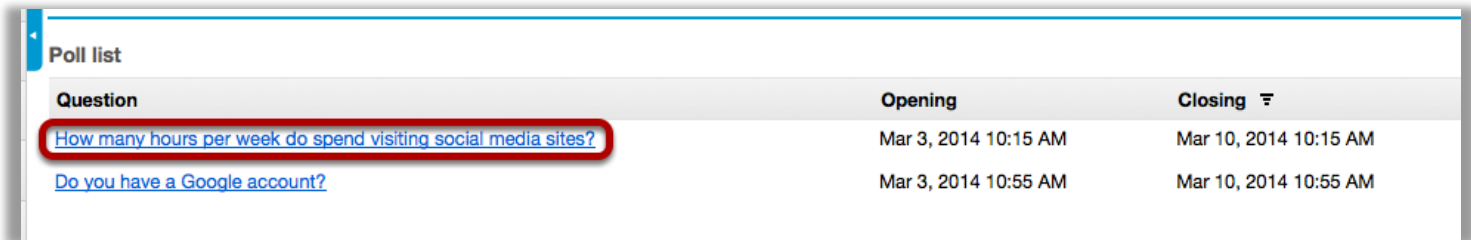
How do I take a poll?

By default, students can respond to poll questions. All student responses to poll questions are anonymous.

Go to Polls.

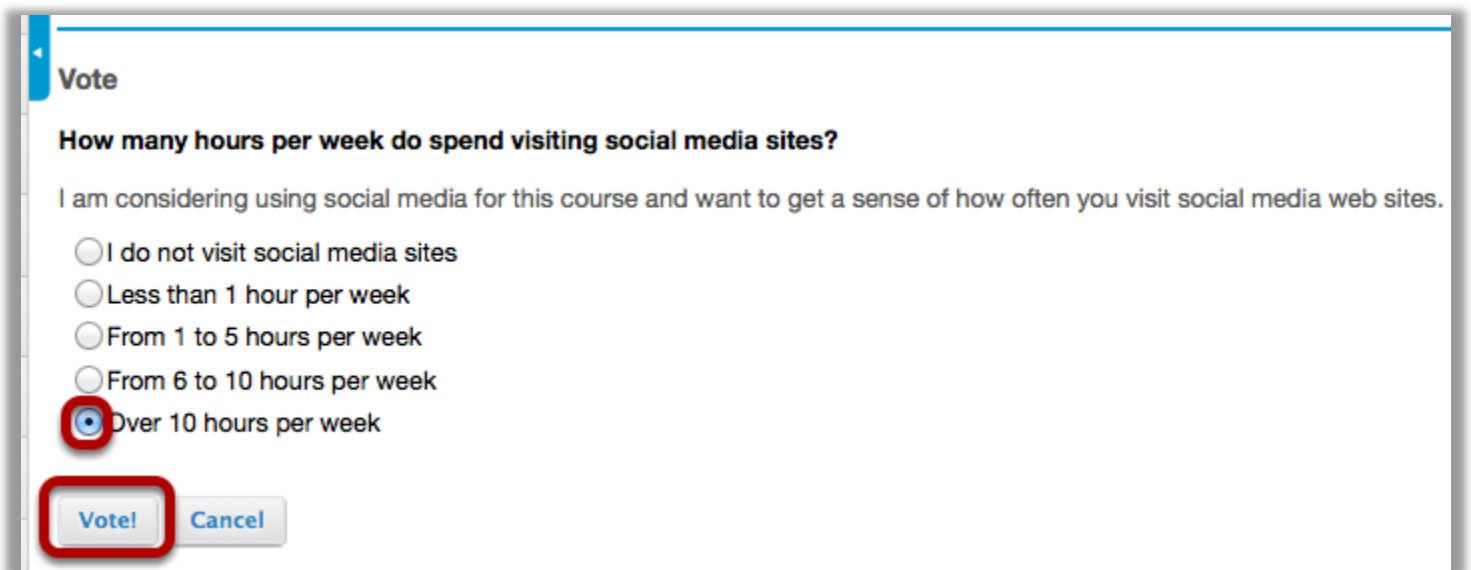
Select the **Polls** tool from the Tool Menu in your site.

Click on the name of the poll.



Question	Opening	Closing
How many hours per week do spend visiting social media sites?	Mar 3, 2014 10:15 AM	Mar 10, 2014 10:15 AM
Do you have a Google account?	Mar 3, 2014 10:55 AM	Mar 10, 2014 10:55 AM

Select an option, then click Vote!



Vote

How many hours per week do spend visiting social media sites?

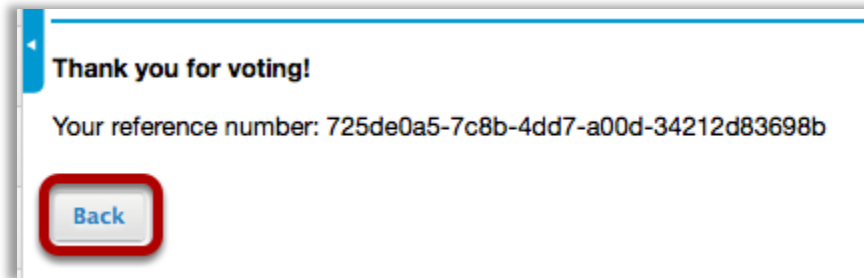
I am considering using social media for this course and want to get a sense of how often you visit social media web sites.

- I do not visit social media sites
- Less than 1 hour per week
- From 1 to 5 hours per week
- From 6 to 10 hours per week
- Over 10 hours per week

Vote! Cancel

This returns the display to the Polls list page with a reference number confirming you have responded to the poll.

Click Back.



This returns the display to the Polls list page.

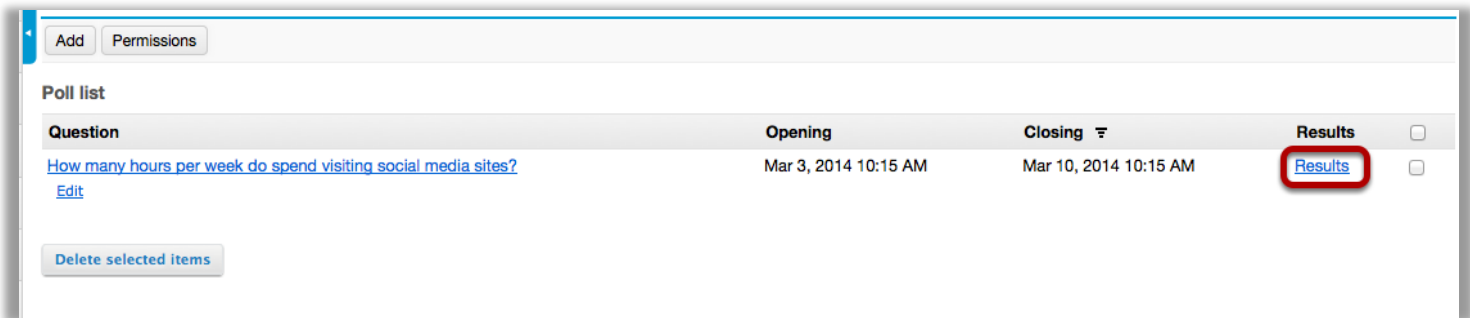
How do I view poll results?

Instructors can view all poll results and can allow students to view individual poll results.

Go to Polls.

Select the **Polls** tool from the Tool Menu in your site.

To view the results of the poll, click on Results.



Example: Poll Results.

